

21215H4-1/53



Non-Selective Herbicide



(91)021215094153

Complete Directions for Use

The complete broad-spectrum postemergence professional herbicide for industrial, turf and ornamental weed control.

EPA Reg. No. 524-536-10404

2009-1

21215H4-1/53



Non-Selective Herbicide

The complete broad-spectrum postemergence professional herbicide for industrial, turf and ornamental weed control.

Complete Directions for Use

EPA Reg. No. 524-536-10404

AVOID CONTACT OF HERBICIDE WITH FOLIAGE, GREEN STEMS, EXPOSED NON-WOODY ROOTS OR FRUIT OF CROPS, DESIRABLE PLANTS AND TREES, BECAUSE SEVERE INJURY OR DESTRUCTION IS LIKELY TO RESULT.

©2009-1

CONTENTS**2**

Read the entire label before using this product.

Use only according to label instructions.

It is a violation of Federal law to use this product in any manner inconsistent with its labeling.

Not all products recommended on this label are registered for use in California. Check the registration status of each product in California before using.

Read the "LIMIT OF WARRANTY AND LIABILITY" statement at the end of the label before buying or using. If terms are not acceptable, return at once unopened.

THIS IS AN END-USE PRODUCT. LESCO, INC. DOES NOT INTEND AND HAS NOT REGISTERED IT FOR REFORMULATION. SEE INDIVIDUAL CONTAINER LABEL FOR REPACKAGING LIMITATIONS.

CONTENTS

1	1.0	INGREDIENTS	3
2	2.0	PRECAUTIONARY STATEMENTS	4
	2.1	Hazards to Humans and Domestic Animals	4
	2.2	Environmental Hazards	5
	2.3	Physical or Chemical Hazards	5
3	3.0	STORAGE AND DISPOSAL	7
4	4.0	GENERAL INFORMATION	7
5	5.0	MIXING	9
	5.1	Mixing with Water	10
	5.2	Surfactant	10
	5.3	Tank Mixing Procedure	10
	5.4	Mixing for Hand-Held Sprayers	11
	5.5	Colorants or Dyes	12
6	6.0	APPLICATION EQUIPMENT AND TECHNIQUES ..	12
	6.1	Aerial Equipment	15
	6.2	Ground Broadcast Equipment	16
	6.3	Hand-Held and High-Volume Equipment	17

6.4	Selective Equipment (Wipers, etc.)	17
6.5	Injection Systems	20
6.6	CDA Equipment	20

7	7.0	SITE AND USE RECOMMENDATIONS	20
	7.1	Cut Stumps	20
	7.2	General Noncrop Areas and Industrial Sites	21
	7.3	Habitat Management	25
	7.4	Injection and Frill (Woody Brush and Trees)	25
	7.5	Ornamentals and Plant Nurseries, Christmas Trees	26
	7.6	Parks, Recreational and Residential Areas	27
	7.7	Railroads	27
	7.8	Roadsides	29
8	8.0	WEEDS CONTROLLED	33
	8.1	Annual Weeds	33
	8.2	Perennial Weeds	35
	8.3	Woody Brush and Trees	38
9	9.0	LIMIT OF WARRANTY AND LIABILITY	41

1.0 INGREDIENTS**ACTIVE INGREDIENT:**

*Glyphosate, N-(phosphonomethyl)glycine, in the form of its isopropylamine salt	41.0%
OTHER INGREDIENTS:	59.0%
	100.0%

*Contains 480 grams per liter or 4 pounds per U.S. gallon of the active ingredient glyphosate, in the form of its isopropylamine salt. Equivalent to 356 grams per liter or 3 pounds per U.S. gallon of the acid, glyphosate.

This product is protected by U.S. Patent Nos. 5,683,958; 5,703,015; 6,063,733; 6,121,199; 6,121,200. No license granted under any non-U.S. patent(s).

INGREDIENTS**3**

PRECAUTIONARY STATEMENTS 4

For product information or assistance in using this product, call your nearest LESCO, INC. Representative.

2.0 PRECAUTIONARY STATEMENTS

2.1 Hazards to Humans and Domestic Animals

Keep out of reach of children.

CAUTION!

CAUSES MODERATE EYE IRRITATION.

Avoid contact with eyes or clothing.

FIRST AID	
IF IN EYES:	<ul style="list-style-type: none"> • Hold eye open and rinse slowly and gently with water for 15-20 minutes. Remove contact lenses, if present, after the first 5 minutes, then continue rinsing eye. • Call a poison control center or physician for treatment advice.
<ul style="list-style-type: none"> • Have the product container or label with you when calling a poison control center or physician, or going for treatment. • In case of an emergency involving this product, or for medical assistance, call collect, day or night (314) 694-4000. • This product is identified as LESCO® PROSECUTOR® PRO, non-selective herbicide, EPA Reg. No. 524-536-10404. 	

DOMESTIC ANIMALS: This product is considered to be relatively nontoxic to dogs and other domestic animals; however, ingestion of this product or large amounts of freshly sprayed vegetation may result in temporary gastrointestinal irritation (vomiting, diarrhea, colic, etc.). If such symptoms are observed, provide the animal with plenty of fluids to prevent dehydration. Call a veterinarian if symptoms persist for more than 24 hours.

Personal Protective Equipment (PPE)

Applicators and other handlers must wear: long-sleeved shirt and long pants, shoes plus socks. Follow manufacturer's instructions for cleaning/maintaining Personal Protective Equipment (PPE). If there are no such instructions for washables, use detergent and hot water. Keep and wash PPE separately from other laundry.

When handlers use closed systems, enclosed cabs or aircraft in a manner that meets the requirements listed in Worker Protection Standard (WPS) for agricultural pesticides [40 CFR 170.240 (d) (4-6)], the handler PPE requirements may be reduced or modified as specified in the WPS.

User Safety Recommendations

Users should:

- Wash hands before eating, drinking, chewing gum, using tobacco or using the toilet.
- Remove clothing immediately if pesticide gets inside. Then wash thoroughly and put on clean clothing.

2.2 Environmental Hazards

Do not apply directly to water, to areas where surface water is present or to intertidal areas below the mean high water mark. Do not contaminate water when cleaning equipment or disposing of equipment washwaters.

2.3 Physical or Chemical Hazards

Spray solutions of this product should be mixed, stored and applied using only stainless steel, aluminum, fiberglass, plastic or plastic-lined steel containers.

DO NOT MIX, STORE OR APPLY THIS PRODUCT OR SPRAY SOLUTIONS OF THIS PRODUCT IN GALVANIZED STEEL OR UNLINED STEEL (EXCEPT STAINLESS STEEL) CONTAINERS

PRECAUTIONARY STATEMENTS 5

PRECAUTIONARY STATEMENTS 6

OR SPRAY TANKS. This product or spray solutions of this product react with such containers and tanks to produce hydrogen gas which may form a highly combustible gas mixture. This gas mixture could flash or explode, causing serious personal injury, if ignited by open flame, spark, welder's torch, lighted cigarette or other ignition source.

DIRECTIONS FOR USE

It is a violation of Federal law to use this product in any manner inconsistent with its labeling. Do not apply this product in a way that will contact workers or other persons, either directly or through drift. Only protected handlers may be in the area during application. For any requirements specific to your State or Tribe, consult the agency responsible for pesticide regulations.

Agricultural Use Requirements

Use this product only in accordance with its labeling and with the Worker Protection Standard, 40 CFR Part 170. This Standard contains requirements for the protection of agricultural workers on farms, forests, nurseries, and greenhouses, and handlers of agricultural pesticides. It contains requirements for training, decontamination, notification and emergency assistance. It also contains specific instructions and exceptions pertaining to the statements on this label about Personal Protective Equipment (PPE) and restricted entry interval. The requirements in this box only apply to uses of this product that are covered by the Worker Protection Standard.

Do not enter or allow worker entry into treated areas during the restricted entry interval (REI) of 4 hours.

PPE required for early entry to treated areas that is permitted under the Worker Protection Standard and that involves contact with anything that has been treated, such as plants, soil or water, is: coveralls, chemical resistant gloves, such as butyl rubber, natural rubber, neoprene rubber, or nitrile rubber, and shoes plus socks.

Non-Agricultural Use Requirements

The requirements in this box apply to uses of this product that are NOT within the scope of the Worker Protection Standard (40 CFR Part 170) for agricultural pesticides. The WPS applies when this product is used to produce agricultural plants on farms, forests, nurseries or greenhouses.

Keep people and pets off treated areas until spray solution has dried to prevent transfer of this product onto desirable vegetation.

3.0 STORAGE AND DISPOSAL

Do not contaminate water, foodstuffs, feed or seed by storage or disposal.

Keep container closed to prevent spills and contamination.

Wastes resulting from the use of this product that cannot be used or chemically reprocessed should be disposed of in a landfill approved for pesticide disposal or in accordance with applicable Federal, state, or local procedures.

Emptied container retains vapor and product residue. Observe all labeled safeguards until container is cleaned, reconditioned, or destroyed.

See container label for STORAGE AND DISPOSAL instructions.

4.0 GENERAL INFORMATION

Product Description: This product is a postemergence, systemic herbicide with no soil residual activity. It gives broad spectrum control of many annual weeds, perennial weeds, woody brush and trees. It is formulated as a water-soluble liquid containing surfactant.

GENERAL INFORMATION 7

GENERAL INFORMATION 8

Time to Symptoms: This product moves through the plant from the point of foliage contact to and into the root system. Visible effects on most annual weeds occur within 2 to 4 days, but on most perennial weeds may not occur for 7 days or more. Extremely cool or cloudy weather following treatment may slow activity of this product and delay development of visual symptoms. Visible effects are a gradual wilting and yellowing of the plant which advances to complete browning of above-ground growth and deterioration of underground plant parts.

Mode of Action in Plants: The active ingredient in this product inhibits an enzyme found only in plants that is essential to formation of specific amino acids.

Cultural Considerations: Reduced control may result when applications are made to annual or perennial weeds that have been mowed, grazed or cut, and have not been allowed to regrow to the recommended stage for treatment.

Rainfastness: Heavy rainfall soon after application may wash this product off of the foliage and a repeat application may be required for adequate control.

No Soil Activity: Weeds must be emerged at the time of application to be controlled by this product. Weeds germinating from seed after application will not be controlled. Unemerged plants arising from unattached underground rhizomes or root stocks of perennials will not be affected by the herbicide.

Tank Mixing: This product does not provide residual weed control. For subsequent residual weed control, follow a label-approved herbicide program. Read and carefully observe the cautionary statements and all other information appearing on the labels of all herbicides used. Use according to the most restrictive label directions for each product in the mixture.

Buyer and all users are responsible for all loss or damage in connection with the use or handling of mixtures of this product with herbicides or other materials that are not expressly recommended in this label. Mixing this product with

herbicides or other materials not recommended on this label may result in reduced performance.

Annual Maximum Use Rate: The combined total of all treatments must not exceed 10.6 quarts of this product per acre per year.

ATTENTION

AVOID CONTACT OF HERBICIDE WITH FOLIAGE, GREEN STEMS, EXPOSED NON-WOODY ROOTS OR FRUIT OF CROPS, DESIRABLE PLANTS AND TREES, BECAUSE SEVERE INJURY OR DESTRUCTION MAY RESULT.

AVOID DRIFT. EXTREME CARE MUST BE USED WHEN APPLYING THIS PRODUCT TO PREVENT INJURY TO DESIRABLE PLANTS AND CROPS.

Do not allow the herbicide solution to mist, drip, drift or splash onto desirable vegetation since minute quantities of this product can cause severe damage or destruction to the crop, plants or other areas on which treatment was not intended. The likelihood of injury occurring from the use of this product increases when winds are gusty, as wind velocity increases, when wind direction is constantly changing or when there are other meteorological conditions that favor spray drift. When spraying, avoid combinations of pressure and nozzle type that will result in splatter or fine particles (mist) which are likely to drift. AVOID APPLYING AT EXCESSIVE SPEED OR PRESSURE.

NOTE: Use of this product in any manner not consistent with this label may result in injury to persons, animals or crops, or other unintended consequences.

5.0 MIXING

Clean sprayer parts immediately after using this product by thoroughly flushing with water.

MIXING 9

MIXING**10**

NOTE: REDUCED RESULTS MAY OCCUR IF WATER CONTAINING SOIL IS USED, SUCH AS VISIBLY MUDDY WATER OR WATER FROM PONDS AND DITCHES THAT IS NOT CLEAR.

5.1 Mixing with Water

This product mixes readily with water. Mix spray solutions of this product as follows: Fill the mixing or spray tank with the required amount of water. Add the recommended amount of this product near the end of the filling process and mix well. Use caution to avoid siphoning back into the carrier source. Use approved anti-back-siphoning devices where required by state or local regulations. During mixing and application, foaming of the spray solution may occur. To prevent or minimize foam, avoid the use of mechanical agitators, terminate by-pass and return lines at the bottom of the tank and, if needed, use an approved anti-foam or defoaming agent.

5.2 Surfactant

Nonionic surfactants which are labeled for use with herbicides may be used. Do not reduce rates of this product when adding surfactant. When adding additional surfactant, use 0.5 percent surfactant concentration (2 quarts per 100 gallons of spray solution) when using surfactants which contain at least 70 percent active ingredient or at 1 percent surfactant concentration (4 quarts per 100 gallons of spray solution) for those surfactants containing less than 70 percent active ingredient. Read and carefully observe surfactant cautionary statements and other information appearing on the surfactant label.

5.3 Tank Mixing Procedure

When tank mixing, read and carefully observe label directions, cautionary statements and all information on the

labels of all products used. Add the tank-mix product to the tank as directed by the label. Maintain agitation and add the recommended amount of this product.

Maintain good agitation at all times until the contents of the tank are sprayed. If the spray mixture is allowed to settle, thorough agitation may be required to resuspend the mixture before spraying is resumed.

Keep by-pass line on or near the bottom of the tank to minimize foaming. Screen size in nozzle or line strainers should be no finer than 50 mesh.

Always predetermine the compatibility of labeled tank mixtures of this product with water carrier by mixing small proportional quantities in advance.

Refer to the "Tank Mixing" section of "GENERAL INFORMATION" for additional precautions.

5.4 Mixing for Hand-Held Sprayers

Prepare the desired volume of spray solution by mixing the amount of this product in water as shown in the following table:

Spray Solution

Desired Volume	Amount of LESCO PROSECUTOR PRO					
	1/2%	1%	1 1/2%	2%	5%	10%
1 Gal	2/3 oz	1 1/3 oz	2 oz	2 2/3 oz	6 1/2 oz	13 oz
25 Gal	1 pt	1 qt	1 1/2 qt	2 qt	5 qt	10 qt
100 Gal	2 qt	1 gal	1 1/2 gal	2 gal	5 gal	10 gal

2 tablespoons = 1 fluid ounce

For use in backpack, knapsack or pump-up sprayers, it is suggested that the recommended amount of this product be mixed with water in a larger container. Fill sprayer with the mixed solution.

MIXING**11**

APPLICATION EQUIPMENT 12

5.5 Colorants or Dyes

Agriculturally-approved colorants or marking dyes may be added to this product. Colorants or dyes used in spray solutions of this product may reduce performance, especially at lower rates or dilution. Use colorants or dyes according to the manufacturer's recommendations.

6.0 APPLICATION EQUIPMENT AND TECHNIQUES

Do not apply this product through any type of irrigation system.

APPLY THESE SPRAY SOLUTIONS IN PROPERLY MAINTAINED AND CALIBRATED EQUIPMENT CAPABLE OF DELIVERING DESIRED VOLUMES.

SPRAY DRIFT MANAGEMENT

AVOID DRIFT. EXTREME CARE MUST BE USED WHEN APPLYING THIS PRODUCT TO PREVENT INJURY TO DESIRABLE PLANTS AND CROPS.

Do not allow the herbicide solution to mist, drip, drift or splash onto desirable vegetation since minute quantities of this product can cause severe damage or destruction to the crop, plants or other areas on which treatment was not intended.

Avoiding spray drift at the application site is the responsibility of the applicator. The interaction of many equipment-and weather-related factors determine the potential for spray drift. The applicator and the grower are responsible for considering all these factors when making decisions.

AERIAL SPRAY DRIFT MANAGEMENT

The following drift management requirements must be followed to avoid off-target drift movement from aerial applications to agricultural field crops. These requirements do not apply to forestry applications or to public health uses.

1. The distance of the outermost nozzles on the boom must not exceed 3/4 the length of the wingspan or rotor.
2. Nozzles must always point backward parallel with the air stream and never be pointed downwards more than 45 degrees. Where states have more stringent regulations, they should be observed.

Importance of Droplet Size

The most effective way to reduce drift potential is to apply large droplets. The best drift management strategy is to apply the largest droplets that provide sufficient coverage and control. Applying larger droplets reduces drift potential, but will not prevent drift if applications are made improperly, or under unfavorable environmental conditions (see the "Wind", "Temperature and Humidity", and "Temperature Inversion" sections of this label).

Controlling Droplet Size

- **Volume:** Use high flow rate nozzles to apply the highest practical spray volume. Nozzles with the higher rated flows produce larger droplets.
- **Pressure:** Use the lower spray pressures recommended for the nozzle. Higher pressure reduces droplet size and does not improve canopy penetration. When higher flow rates are needed, use higher flow rate nozzles instead of increasing pressure.
- **Number of nozzles:** Use the minimum number of nozzles that provide uniform coverage.
- **Nozzle orientation:** Orienting nozzles so that the spray is released backwards, parallel to the airstream, will produce larger droplets than other orientations. Significant deflection from the horizontal will reduce droplet size and increase drift potential.
- **Nozzle type:** Use a nozzle type that is designed for the intended application. With most nozzle types, narrower spray angles produce larger droplets. Consider using low-drift nozzles. Solid stream nozzles oriented straight back produce larger droplets than other nozzle types.

APPLICATION EQUIPMENT 13

APPLICATION EQUIPMENT 14

- **Boom length:** For some use patterns, reducing the effective boom length to less than 3/4 of the wingspan or rotor length may further reduce drift without reducing swath width.
- **Application height:** Applications should not be made at a height greater than 10 feet above the top of the largest plants unless a greater height is required for aircraft safety. Making applications at the lowest height that is safe reduces the exposure of the droplets to evaporation and wind.

Swath Adjustment

When applications are made with a crosswind, the swath will be displaced downwind. Therefore, on the up and downwind edges of the field, the applicator must compensate for this displacement by adjusting the path of the aircraft upwind. Swath adjustment distance should increase with increasing drift potential (higher wind, smaller droplets, etc.).

Wind

Drift potential is lowest between wind speeds of 2 to 10 miles per hour. However, many factors, including droplet size and equipment type determine drift potential at any given speed. Application should be avoided below 2 miles per hour due to variable wind direction and high inversion potential. **NOTE:** Local terrain can influence wind patterns. Every applicator should be familiar with local wind patterns and how they affect drift.

Temperature and Humidity

When making applications in low relative humidity, set up equipment to produce larger droplets to compensate for evaporation. Droplet evaporation is most severe when conditions are both hot and dry.

Temperature Inversions

Applications should not occur during a temperature inversion because drift potential is high. Temperature inversions restrict vertical air mixing, which causes small suspended droplets to remain in a concentrated cloud. This cloud can move in unpredictable directions due to the light variable winds

common during inversions. Temperature inversions are characterized by increasing temperatures with altitude and are common on nights with limited cloud cover and light to no wind. They begin to form as the sun sets and often continue into the morning. Their presence can be indicated by ground fog; however, if fog is not present, inversions can also be identified by the movement of smoke from a ground source or an aircraft smoke generator. Smoke that layers and moves laterally in a concentrated cloud (under low wind conditions) indicates an inversion, while smoke that moves upward and rapidly dissipates indicates good vertical air mixing.

Sensitive Areas

The pesticide should only be applied when the potential for drift to adjacent sensitive areas (e.g., residential areas, bodies of water, known habitat for threatened or endangered species, non-target crops) is minimal (e.g., when wind is blowing away from the sensitive areas).

6.1 Aerial Equipment

DO NOT APPLY THIS PRODUCT USING AERIAL SPRAY EQUIPMENT EXCEPT UNDER CONDITIONS AS SPECIFIED WITHIN THIS LABEL.

FOR AERIAL APPLICATION IN CALIFORNIA, REFER TO THE FEDERAL SUPPLEMENTAL LABEL FOR AERIAL APPLICATIONS IN THAT STATE FOR SPECIFIC INSTRUCTIONS, RESTRICTIONS AND REQUIREMENTS. This product plus Banvel® tank mixture may not be applied by air in California.

AVOID DRIFT—DO NOT APPLY DURING LOW-LEVEL INVERSION CONDITIONS, WHEN WINDS ARE GUSTY OR UNDER ANY OTHER CONDITION WHICH FAVORS DRIFT. DRIFT IS LIKELY TO CAUSE DAMAGE TO ANY VEGETATION CONTACTED TO WHICH TREATMENT IS NOT INTENDED. TO PREVENT INJURY TO ADJACENT DESIRABLE VEGETATION, APPROPRIATE BUFFER ZONES MUST BE MAINTAINED.

APPLICATION EQUIPMENT 15

APPLICATION EQUIPMENT 16

Avoid direct application to any body of water.

Use the recommended rates of this herbicide in 3 to 25 gallons of water per acre.

Coarse sprays are less likely to drift; therefore, do not use nozzles or nozzle configurations which dispense spray as fine spray droplets. Do not angle nozzles forward into the airstream and do not increase spray volume by increasing nozzle pressure.

Drift control additives may be used. When a drift control additive is used, read and carefully observe the cautionary statements and all other information appearing on the additive label.

Ensure uniform application—To avoid streaked, uneven or overlapped application, use appropriate marking devices.

PROLONGED EXPOSURE OF THIS PRODUCT TO UNCOATED STEEL SURFACES MAY RESULT IN CORROSION AND POSSIBLE FAILURE OF THE PART. The maintenance of an organic coating (paint) which meets aerospace specification MIL-C-38413 may prevent corrosion. To prevent corrosion of exposed parts, thoroughly wash aircraft after each day of spraying to remove residues of this product accumulated during spraying or from spills. Landing gear are most susceptible.

6.2 Ground Broadcast Equipment

Use the recommended rates of this product in 3 to 40 gallons of water per acre as a broadcast spray unless otherwise specified. As density of weeds increases, spray volume should be increased within the recommended range to ensure complete coverage. Carefully select proper nozzles to avoid spraying a fine mist. For best results with ground application equipment, use flat fan nozzles. Check for even distribution of spray droplets.

6.3 Hand-Held and High-Volume Equipment

Apply to foliage of vegetation to be controlled. For applications made on a spray-to-wet basis, spray coverage should be uniform and complete. Do not spray to the point of runoff. Use coarse sprays only.

For control of weeds listed in the “Annual Weeds” section of “WEEDS CONTROLLED”, apply a 0.5 percent solution of this product to weeds less than 6 inches in height or runner length. For annual weeds over 6 inches tall, or unless otherwise specified, use a 1 percent solution. Apply prior to seedhead formation in grass or bud formation in broadleaf weeds.

For best results, use a 2 percent solution on harder-to-control perennials, such as Bermudagrass, dock, field bindweed, hemp dogbane, milkweed and Canada thistle.

For low volume directed spray applications, use a 5 to 10 percent solution of this product for control or partial control of annual weeds, perennial weeds, or woody brush and trees. Spray coverage should be uniform with at least 50 percent of the foliage contacted. Coverage of the top one-half of the plant is important for best results. To ensure adequate spray coverage, spray both sides of large or tall woody brush and trees, when foliage is thick and dense, or where there are multiple sprouts.

6.4 Selective Equipment

This product may be applied through recirculating spray systems, shielded applicators, hooded sprayers, wiper applicators or sponge bars after dilution and thorough mixing with water to listed weeds growing in any noncrop site specified on this label.

A recirculating spray system directs the spray solution onto weeds growing above desirable vegetation, while spray

APPLICATION EQUIPMENT 18

solution not intercepted by weeds is collected and returned to the spray tank for reuse.

A shielded or hooded applicator directs the herbicide solution onto weeds, while shielding desirable vegetation from the herbicide.

A wiper or sponge applicator applies the herbicide solution onto weeds by rubbing the weed with an absorbent material containing the herbicide solution.

AVOID CONTACT OF HERBICIDE WITH DESIRABLE VEGETATION, AS SERIOUS INJURY OR DEATH IS LIKELY TO OCCUR.

Applicators used above desired vegetation should be adjusted so that the lowest spray stream or wiper contact point is at least 2 inches above the desirable vegetation. Droplets, mist, foam or splatter of the herbicide solution settling on desirable vegetation is likely to result in discoloration, stunting or destruction.

Better results may be obtained when more of the weed is exposed to the herbicide solution. Weeds not contacted by the herbicide solution will not be affected. This may occur in dense clumps, severe infestations or when the height of the weeds varies so that not all weeds are contacted. In these instances, repeat treatment may be necessary.

Shielded and Hooded Applicators

Use nozzles that provide uniform coverage within the treated area. Keep shields on these sprayers adjusted to protect desirable vegetation. **EXTREME CARE MUST BE EXERCISED TO AVOID CONTACT OF HERBICIDE WITH DESIRABLE VEGETATION.**

Wiper Applicators and Sponge Bars

Equipment must be designed, maintained and operated to prevent the herbicide solution from contacting desirable vegetation. Operate this equipment at ground speeds no greater than 5 miles per hour. Performance may be improved by reducing speed in areas of heavy weed infestations to ensure adequate wiper saturation. Better results may be

obtained if 2 applications are made in opposite directions.

Avoid leakage or dripping onto desirable vegetation. Adjust height of applicator to ensure adequate contact with weeds. Keep wiping surfaces clean. Be aware that, on sloping ground, the herbicide solution may migrate, causing dripping on the lower end and drying of the wicks on the upper end of a wiper applicator.

Do not use wiper equipment when weeds are wet.

Mix only the amount of solution to be used during a 1-day period, as reduced activity may result from use of leftover solutions. Clean wiper parts immediately after using this product by thoroughly flushing with water.

For Rope or Sponge Wick Applicators—Solutions ranging from 33 to 75 percent of this product in water may be used.

For Porous-Plastic Applicators and Pressure-Feed Systems—Solutions ranging from 33 to 100 percent of this product in water may be used.

When applied as recommended, this product **CONTROLS** the following weeds:

Corn, volunteer	Sicklepod
Panicum, Texas	Spanishneedles
Rye, common	Starbur, bristly
Shattercane	

When applied as recommended, this product **SUPPRESSES** the following weeds:

Beggarweed, Florida	Ragweed, common
Bermudagrass	Ragweed, giant
Dogbane, hemp	Smutgrass
Dogfennel	Sunflower
Guineagrass	Thistle, Canada
Johnsongrass	Thistle, musk
Milkweed	Vaseygrass
Nightshade, silverleaf	Velvetleaf
Pigweed, redroot	

APPLICATION EQUIPMENT 19

APPLICATION EQUIPMENT 20

6.5 Injection Systems

This product may be used in aerial or ground injection spray systems. It may be used as a liquid concentrate or diluted prior to injecting into the spray stream. Do not mix this product with the undiluted concentrate of other products when using injection systems unless specifically recommended.

6.6 CDA Equipment

The rate of this product applied per acre by controlled droplet application (CDA) equipment must not be less than the amount recommended in this label when applied by conventional broadcast equipment. For vehicle-mounted CDA equipment, apply 3 to 15 gallons of water per acre.

CDA equipment produces a spray pattern which is not easily visible. Extreme care must be exercised to avoid spray or drift contacting the foliage or any other green tissue of desirable vegetation, as damage or destruction is likely to result.

7.0 SITE AND USE RECOMMENDATIONS

Detailed instructions follow alphabetically, by site.

Unless otherwise specified, applications may be made to control any weeds listed in the annual, perennial and woody brush tables. Refer also to the "Selective Equipment" section.

7.1 Cut Stumps

Cut stump treatments may be made on any site listed on this label. This product will control many types of woody brush and tree species, some of which are listed below. Apply this product using suitable equipment to ensure coverage of the entire cambium. Cut trees or resprouts close to the soil

surface. Apply a 50 to 100 percent solution of this product to the freshly-cut surface **immediately** after cutting. Delays in application may result in reduced performance. For best results, applications should be made during periods of active growth and full leaf expansion.

Alder	Saltcedar
Eucalyptus	Sweetgum
Madrone	Tan oak
Oak	Willow
Reed, giant	

DO NOT MAKE CUT STUMP APPLICATIONS WHEN THE ROOTS OF DESIRABLE WOODY BRUSH OR TREES MAY BE GRAFTED TO THE ROOTS OF THE CUT STUMP. INJURY RESULTING FROM ROOT GRAFTING IS LIKELY TO OCCUR IN ADJACENT WOODY BRUSH OR TREES.

7.2 General Noncrop Areas and Industrial Sites

Use in areas such as airports, apartment complexes, ditch banks, dry ditches, dry canals, fencerows, golf courses, industrial sites, lumber yards, manufacturing sites, office complexes, parks, parking areas, petroleum tank farms and pumping installations, railroads, recreational areas, residential areas, roadsides, sod or turf seed farms, schools, storage areas, utility substations, warehouse areas, other public areas, and similar industrial and noncrop sites.

General Weed Control, Trim-and-edge and Bare Ground

This product may be used in general noncrop areas. It may be applied with any application equipment described in this label. This product may be used to trim-and-edge around objects in noncrop sites, for spot treatment of unwanted vegetation and to eliminate unwanted weeds growing in established shrub beds or ornamental plantings. This product may be used prior to planting an area to ornamentals, flowers,

RECOMMENDATIONS FOR USE 21

RECOMMENDATIONS FOR USE 22

turfgrass (sod or seed), or prior to laying asphalt or beginning construction projects.

Repeated applications of this product may be used, as weeds emerge, to maintain bare ground.

This product may be tank mixed with the following products. Refer to these products' labels for approved noncrop sites and application rates.

ARSENAL®	PENDULUM® 3.3 EC
BARRICADE® 65WG	PENDULUM WDG
BANVEL	PLATEAU®
DIURON	PRINCEP® DF
ENDURANCE®	PRINCEP LIQUID
ESCORT®	RONSTAR® 50WP
GARLON® 3A	SAHARA®
GARLON 4	SIMAZINE
KARMEX® DF	SURFLAN®
KROVAR® 1 DF	TELAR®
MANAGE®	VANQUISH®
OUST®	2,4-D

This product plus dicamba tank mixtures may not be applied by air in California.

When applied as a tank mixture for bare ground, this product provides control of the emerged annual weeds and control or partial control of emerged perennial weeds, woody brush and trees.

For control or partial control of the following perennial weeds, apply 1 to 2 quarts of this product plus 2 to 4 ounces of Oust per acre.

Bahiagrass	Fescue, tall
Bermudagrass	Johnsongrass
Broomsedge	Poorjoe
Dallisgrass	Quackgrass
Dock, curly	Vaseygrass
Dogfennel	Vervain, blue

Chemical Mowing—Perennials

This product will suppress perennial grasses listed in this section to serve as a substitute for mowing. Use 8 fluid ounces of this product per acre when treating tall fescue, fine fescue, orchardgrass or quackgrass covers. Use 6 fluid ounces of this product per acre when treating Kentucky bluegrass. Apply treatments in 10 to 40 gallons of spray solution per acre.

Use only in areas where some temporary injury or discoloration of perennial grasses can be tolerated.

Chemical Mowing—Annuals

For growth suppression of some annual grasses, such as annual ryegrass, wild barley and wild oats growing in coarse turf on roadsides or other industrial areas, apply 4 to 5 fluid ounces of this product in 10 to 40 gallons of spray solution per acre. Applications should be made when annual grasses are actively growing and before the seedheads are in the boot stage of development. Treatments may cause injury to the desired grasses.

Dormant Turfgrass

This product may be used to control or suppress many winter annual weeds and tall fescue for effective release of dormant Bermudagrass and bahiagrass turf. Treat only when turf is dormant and prior to spring greenup.

Apply 8 to 64 fluid ounces of this product per acre. Apply the recommended rates in 10 to 40 gallons of water per acre. Use only in areas where Bermudagrass or bahiagrass are desirable ground covers and where some temporary injury or discoloration can be tolerated.

Treatments in excess of 16 fluid ounces per acre may result in injury or delayed greenup in highly maintained areas, such as golf courses and lawns. DO NOT apply tank mixtures of this product plus Oust in highly maintained turfgrass areas. For further uses, refer to the "Roadsides" section of this label, which gives rates for dormant Bermudagrass and bahiagrass treatments.

RECOMMENDATIONS FOR USE 23

RECOMMENDATIONS FOR USE 24

Actively Growing Bermudagrass

This product may be used to control or partially control many annual and perennial weeds for effective release of actively growing Bermudagrass. DO NOT apply more than 16 fluid ounces of this product per acre in highly maintained turfgrass areas. DO NOT apply tank mixtures of this product plus OUST in highly maintained turfgrass areas. For further uses, refer to the "Roadsides" section of this label, which gives rates for actively growing Bermudagrass treatments. Use only in areas where some temporary injury or discoloration can be tolerated.

Turfgrass Renovation, Seed, or Sod Production

This product controls most existing vegetation prior to renovating turfgrass areas or establishing turfgrass grown for seed or sod. For maximum control of existing vegetation, delay planting or sodding to determine if any regrowth from escaped underground plant parts occurs. Where repeat treatments are necessary, sufficient regrowth must be attained prior to application. For warm-season grasses such as Bermudagrass, summer or fall applications provide the best control. Where existing vegetation is growing under mowed turfgrass management, apply this product after omitting at least one regular mowing to allow sufficient growth for good interception of the spray.

Do not disturb soil or underground plant parts before treatment. Tillage or renovation techniques such as vertical mowing, coring or slicing should be delayed for 7 days after application to allow translocation into underground plant parts.

Desirable turfgrasses may be planted following the above procedures.

Hand-held equipment may be used for spot treatment of unwanted vegetation growing in existing turfgrass. Broadcast or hand-held equipment may be used to control sod remnants or other unwanted vegetation after sod is harvested.

Do not feed or graze turfgrass grown for seed or sod production for 8 weeks following application.

7.3 Habitat Management

Habitat Restoration and Management

This product may be used to control exotic and other undesirable vegetation in habitat management and natural areas, including rangeland and wildlife refuges. Applications can be made to allow recovery of native plant species, prior to planting desirable native species, and for similar broad-spectrum vegetation control requirements. Spot treatments can be made to selectively remove unwanted plants for habitat management and enhancement.

Wildlife Food Plots

This product may be used as a site preparation treatment prior to planting wildlife food plots. Any wildlife food species may be planted after applying this product, or native species may be allowed to repopulate the area. If tillage is needed to prepare a seedbed, wait 7 days after application before tillage to allow translocation into underground plant parts.

7.4 Injection and Frill (Woody Brush and Trees)

This product may be used to control woody brush and trees by injection or frill applications. Apply this product using suitable equipment which must penetrate into the living tissue. Apply the equivalent of 1 ml of this product per each 2 to 3 inches of trunk diameter at breast height (DBH). This is best achieved by applying a 50 to 100 percent concentration of this product either to a continuous frill around the tree or as cuts evenly spaced around the tree below all branches. As tree diameter increases in size, better results are achieved by applying diluted material to a continuous frill or more closely spaced cuttings. Avoid application techniques that allow runoff to occur from frilled or cut areas in species that exude sap freely. In species such as this, make the frill or cuts at an

RECOMMENDATIONS FOR USE 25

RECOMMENDATIONS FOR USE 26

oblique angle to produce a cupping effect and use a 100 percent concentration of this product. For best results, application should be made during periods of active growth and after full leaf expansion. This product will control many species, some of which are listed below:

<u>Control</u>	<u>Partial Control</u>
Oak	Black gum
Poplar	Dogwood
Sweetgum	Hickory
Sycamore	Maple, red

7.5 Ornamentals and Plant Nurseries, Christmas Trees

Post-Directed, Trim-and-edge

This product may be used as a post-directed spray around established woody ornamental species such as arborvitae, azalea, boxwood, crabapple, euonymus, fir, douglas fir, jojoba, hollies, lilac, magnolia, maple, oak, privet, pine, spruce and yew. This product may also be used to trim and edge around trees, buildings, sidewalks and roads, potted plants and other objects in a nursery setting.

Desirable plants may be protected from the spray solution by using shields or coverings made of cardboard or other impermeable material. **THIS PRODUCT IS NOT RECOMMENDED FOR USE AS AN OVER-THE-TOP BROADCAST SPRAY IN ORNAMENTALS AND CHRISTMAS TREES.** Care must be exercised to avoid contact of spray, drift or mist with foliage or green bark of established ornamental species.

Site Preparation

This product may be used prior to planting any ornamental, nursery or Christmas tree species.

Greenhouse/Shadehouse

This product may be used to control weeds growing in and around greenhouses and shadehouses. Desirable vegetation

must not be present during application and air circulation fans must be turned off.

7.6 Parks, Recreational and Residential Areas

This product may be used in parks, recreational and residential areas. It may be applied with any application equipment described in this label. This product may be used to trim-and-edge around trees, fences, paths, around buildings, sidewalks, and other objects in these areas. This product may be used for spot treatment of unwanted vegetation. This product may be used to eliminate unwanted weeds growing in established shrub beds or ornamental plantings. This product may be used prior to planting an area to ornamentals, flowers, turfgrass (sod or seed), or prior to laying asphalt or beginning construction projects.

All of the instructions in the "General Noncrop Areas and Industrial Sites" section apply to park and recreational areas.

7.7 Railroads

All of the instructions in the "General Noncrop Areas and Industrial Sites" section apply to railroads.

Bare Ground, Ballast and Shoulders, Crossings, and Spot Treatment

This product may be used to maintain bare ground on railroad ballast and shoulders. Repeat applications of this product may be used, as weeds emerge, to maintain bare ground. This product may be used to control tall-growing weeds to improve line-of-sight at railroad crossings and reduce the need for mowing along rights-of-way. For crossing applications, up to 80 gallons of spray solution per acre may be used. This product may be tank mixed with the following products for ballast, shoulder, spot, bare ground and crossing treatments:

RECOMMENDATIONS FOR USE 27

RECOMMENDATIONS FOR USE 28

ARSENAL	KROVAR I DF
BANVEL	OUST
DIURON	SAHARA
ESCORT	SPIKE®
GARLON 3A	TELAR
GARLON 4	VANQUISH
HYVAR® X	2,4-D

Brush Control

This product may be used to control woody brush and trees on railroad rights-of-way. Apply 4 to 10 quarts of this product per acre as a broadcast spray, using boom-type or boomless nozzles. Up to 80 gallons of spray solution per acre may be used. Apply a 3/4 to 2 percent solution of this product when using high-volume spray-to-wet applications. Apply a 5 to 10 percent solution of this product when using low volume directed sprays for spot treatment. This product may be mixed with the following products for enhanced control of woody brush and trees:

ARSENAL	GARLON 4
ESCORT	TORDON® K
GARLON 3A	

Bermudagrass Release

This product may be used to control or partially control many annual and perennial weeds for effective release of actively growing Bermudagrass. Apply 1 to 3 pints of this product in up to 80 gallons of spray solution per acre. Use the lower rate when treating annual weeds below 6 inches in height (or runner length). Use the higher rate as weeds increase in size or as they approach flower or seedhead formation. These rates will also provide partial control of the following perennial species:

Bahiagrass	Johnsongrass
Bluestem, silver	Trumpetcreeper
Fescue, tall	Vaseygrass

This product may be tank-mixed with Oust. If tank-mixed, use no more than 1 to 3 pints of this product with 1 to 2

ounces of Oust per acre. Use the lower rates of each product to control annual weeds less than 6 inches in height (or runner length) that are listed in this label and the Oust label. Use the higher rates as annual weeds increase in size and approach the flower or seedhead stages. These rates will also provide partial control of the following perennial weeds:

Bahiagrass	Fescue, tall
Blackberry	Johnsongrass
Bluestem, silver	Poorjoe
Broomsedge	Raspberry
Dallisgrass	Trumpetcreeper
Dewberry	Vaseygrass
Dock, curly	Vervain, blue
Dogfennel	

Use only on well-established Bermudagrass. Bermudagrass injury may result from the treatment, but regrowth will occur under moist conditions. Repeat applications in the same season are not recommended, since severe injury may occur.

7.8 Roadsides

All of the instructions in the "General Noncrop Areas and Industrial Sites" section apply to roadsides.

Shoulder Treatments

This product may be used on road shoulders. It may be applied with boom sprayers, shielded boom sprayers, high-volume off-center nozzles, hand-held equipment, and similar equipment.

Guardrails and Other Obstacles to Mowing

This product may be used to control weeds growing under guardrails and around signposts and other objects along the roadside.

Spot Treatment

This product may be used as a spot treatment to control unwanted vegetation growing along roadsides.

RECOMMENDATIONS FOR USE 29

RECOMMENDATIONS FOR USE 30

Tank Mixtures

This product may be tank-mixed with the following products for shoulder, guardrail, spot and bare ground treatments:

BANVEL	PRINCEP DF
DIURON	PRINCEP LIQUID
ENDURANCE	RONSTAR 50WP
ESCORT	SAHARA
KROVAR I DF	SIMAZINE
OUST	SURFLAN
OUTRIDER®	TELAR
PENDULUM 3.3 EC	VANQUISH
PENDULUM WDG	2,4-D

See the "General Noncrop Areas and Industrial Sites" section of this label for general instructions for tank mixing.

Release of Bermudagrass or Bahiagrass

Dormant Applications

This product may be used to control or partially control many winter annual weeds and tall fescue for effective release of dormant Bermudagrass or bahiagrass. Treat only when turf is dormant and prior to spring greenup. This product may also be tank mixed with Outrider herbicide or Oust for residual control. Tank mixtures of this product with Oust may delay greenup.

For best results on winter annuals, treat when plants are in an early growth stage (below 6 inches in height) after most have germinated. For best results on tall fescue, treat when fescue is at or beyond the 4- to 6-leaf stage.

Apply 8 to 64 fluid ounces of this product in a tank mixture with 3/4 to 1 1/3 ounces Outrider herbicide per acre. Read and follow all label directions for Outrider herbicide.

Apply 8 to 64 fluid ounces of this product per acre alone or in a tank mixture with 0.25 to 1 ounce per acre of Oust. Apply the recommended rates in 10 to 40 gallons of water per acre. Use only in areas where Bermudagrass or bahiagrass are desirable ground covers and where some temporary injury or discoloration can be tolerated. To avoid delays in greenup and minimize injury, add no more than 1

ounce of Oust per acre on Bermudagrass and no more than 0.5 ounce of Oust per acre on bahiagrass and avoid treatments when these grasses are in a semi-dormant condition.

Actively Growing Bermudagrass

This product may be used to control or partially control many annual and perennial weeds for effective release of actively growing Bermudagrass. Apply 1 to 3 pints of this product in 10 to 40 gallons of spray solution per acre. Use the lower rate when treating annual weeds below 6 inches in height (or runner length). Use the higher rate as weeds increase in size or as they approach flower or seedhead formation. These rates will also provide partial control of the following perennial species:

Bahiagrass	Johnsongrass
Bluestem, silver	Trumpetcreeper
Fescue, tall	Vaseygrass

This product may be tank mixed with Outrider herbicide for control or partial control of Johnsongrass and other weeds listed in the Outrider herbicide label. Use 8 to 32 fluid ounces of this product with 3/4 to 1 1/3 ounces of Outrider herbicide. Use the higher rates of both products for control of perennial weeds or annual weeds greater than 6 inches in height.

This product may be tank-mixed with Oust. If tank-mixed, use no more than 1 to 2 pints of this product with 1 to 2 ounces of Oust per acre. Use the lower rates of each product to control annual weeds less than 6 inches in height (or runner length) that are listed in this label and the Oust label. Use the higher rates as annual weeds increase in size and approach the flower or seedhead stages. These rates will also provide partial control of the following perennial weeds:

Bahiagrass	Fescue, tall
Bluestem, silver	Johnsongrass
Broomsedge	Poorjoe
Dallisgrass	Trumpetcreeper
Dock, curly	Vaseygrass
Dogfennel	Vervain, blue

RECOMMENDATIONS FOR USE 31

RECOMMENDATIONS FOR USE 32

Use only on well-established Bermudagrass. Bermudagrass injury may result from the treatment, but regrowth will occur under moist conditions. Repeat applications of the tank mix in the same season are not recommended, since severe injury may occur.

Actively Growing Bahiagrass

For suppression of vegetative growth and seedhead inhibition of bahiagrass for approximately 45 days, apply 6 fluid ounces of this product in 10 to 40 gallons of water per acre. Apply 1 to 2 weeks after full greenup or after mowing to a uniform height of 3 to 4 inches. This application must be made prior to seedhead emergence.

For suppression up to 120 days, apply 4 fluid ounces of this product per acre, followed by an application of 2 to 4 fluid ounces per acre about 45 days later. Make no more than 2 applications per year.

This product may be used for control or partial control of Johnsongrass and other weeds listed on the Outrider herbicide label in actively growing bahiagrass. Apply 1 1/2 to 4 3/4 fluid ounces of this product with 3/4 to 1 1/3 ounces of Outrider herbicide per acre. Use the higher rates for control of perennial weeds or annual weeds greater than 6 inches in height. Use only on well established bahiagrass.

A tank mixture of this product plus Oust may be used. Apply 6 fluid ounces of this product plus 0.25 ounce of Oust per acre 1 to 2 weeks following an initial spring mowing. Make only one application per year.

8.0 WEEDS CONTROLLED

Always use the higher rate of this product per acre within the recommended range when weed growth is heavy or dense or weeds are growing in an undisturbed (noncultivated) area.

Reduced results may occur when treating weeds heavily covered with dust. For weeds that have been mowed, grazed or cut, allow regrowth to occur prior to treatment.

Refer to the following label sections for recommended rates for the control of annual and perennial weeds and woody brush and trees. For difficult to control perennial weeds and woody brush and trees, where plants are growing under stressed conditions, or where infestations are dense, this product may be used at 5 to 10 quarts per acre for enhanced results.

8.1 Annual Weeds

Use 1 quart per acre if weeds are less than 6 inches in height or runner length and 1.5 quarts to 4 quarts per acre if weeds are over 6 inches in height or runner length or when weeds are growing under stressed conditions.

For spray-to-wet applications, apply a 0.5 percent solution of this product to weeds less than 6 inches in height or runner length. Apply prior to seedhead formation in grass or bud formation in broadleaf weeds. For annual weeds over 6 inches tall, or for smaller weeds growing under stressed conditions, use a 1 to 2 percent solution. Use the higher rate for tough-to-control species or for weeds over 24 inches tall.

ANNUAL WEEDS**34****WEED SPECIES**

Anoda, spurred	Kochia
Barley*	Lambsquarters*
Barnyardgrass*	Little barley*
Bittercress*	London rocket*
Black nightshade*	Mayweed
Bluegrass, annual*	Medusahead*
Bluegrass, bulbous*	Morningglory
Bassia, fivehook	(<i>Ipomoea spp.</i>)
Brome, downy*	Mustard, blue*
Brome, Japanese*	Mustard, tansy*
Browntop panicum*	Mustard, tumble*
Buttercup*	Mustard, wild*
Carolina foxtail*	Oats
Carolina geranium	Pigweed*
Castor bean	Plains/Tickseed coreopsis*
Cheatgrass*	Prickly lettuce*
Cheeseweed	Puncturevine
(<i>Malva parviflora</i>)	Purslane, common
Chervil*	Ragweed, common*
Chickweed*	Ragweed, giant
Cocklebur*	Red rice
Copperleaf, hophornbeam	Russian thistle
Corn*	Rye*
Corn speedwell*	Ryegrass*
Crabgrass*	Sandbur, field*
Dwarfdandelion*	Shattercane*
Eastern mannagrass*	Shepherd's-purse*
Eclipta*	Sicklepod
Fall panicum*	Signalgrass, broadleaf*
Falsedandelion*	Smartweed, ladysthumb*
Falseflax, smallseed*	Smartweed, Pennsylvania*
Fiddleneck	Sowthistle, annual

Field pennycress*	Spanishneedles
Filaree	Speedwell, purslane*
Fleabane, annual*	Sprangletop*
Fleabane, hairy	Spurge, annual
(<i>Conyza bonariensis</i>)*	Spurge, prostrate*
Fleabane, rough*	Spurge, spotted*
Florida pusley	Spurry, umbrella*
Foxtail*	Starthistle, yellow
Goatgrass, jointed*	Stinkgrass*
Goosegrass	Sunflower*
Grain sorghum (milo)*	Teaweed/Prickly sida
Groundsel, common*	Texas panicum*
Hemp sesbania	Velvetleaf
Henbit	Virginia copperleaf
Horseweed/Marestail	Virginia pepperweed*
(<i>Conyza canadensis</i>)	Wheat*
Itchgrass*	Wild oats*
Johnsongrass, seedling	Witchgrass*
Junglerice	Woolly cupgrass*
Knotweed	Yellow rocket

*When using field broadcast equipment (aerial applications or boom sprayers using flat fan nozzles) these species will be controlled or partially controlled using 1 pint of this product per acre. Applications must be made using 3 to 10 gallons of carrier volume per acre. Use nozzles that ensure thorough coverage of foliage and treat when weeds are in an early growth stage.

8.2 Perennial Weeds

Best results are obtained when perennial weeds are treated after they reach the reproductive stage of growth (seedhead initiation in grasses and bud formation in broadleaves). For non-flowering plants, best results are obtained when the

PERENNIAL WEEDS**35**

PERENNIAL WEEDS 36

plants reach a mature stage of growth. In many situations, treatments are required prior to these growth stages. Under these conditions, use the higher application rate within the recommended range.

Ensure thorough coverage when using spray-to-wet treatments using hand-held equipment. When using hand-held equipment for low volume directed spot treatments, apply a 5 to 10 percent solution of this product.

Allow 7 or more days after application before tillage.

WEED SPECIES	RATE (QT/A)	HAND-HELD % SOLUTION
Alfalfa*	1	2
Alligatorweed*	4	1.5
Anise (fennel)	2-4	1-2
Bahiagrass	3-5	2
Beachgrass, European (<i>Ammophila arenaria</i>)	—	5
Bentgrass*	1.5	2
Bermudagrass	5	2
Bermudagrass, water (knotgrass)	1.5	2
Bindweed, field	4-5	2
Bluegrass, Kentucky	2	2
Blueweed, Texas	4-5	2
Brackenfern	3-4	1-1.5
Bromegrass, smooth	2	2
Bursage, woolly-leaf	—	2
Canarygrass, reed	2-3	2
Cattail	3-5	2
Clover; red, white	3-5	2
Cogongrass	3-5	2
Dallisgrass	3-5	2
Dandelion	3-5	2

Dock, curly	3-5	2
Dogbane, hemp	4	2
Fescue (except tall)	3-5	2
Fescue, tall	1-3	2
German ivy	2-4	1-2
Guineagrass	3	1
Horsenettle	3-5	2
Horseradish	4	2
Iceland	2	1.5-2
Jerusalem artichoke	3-5	2
Johnsongrass	2-3	1
Kikuyugrass	2-3	2
Knapweed	4	2
Lantana	—	1-1.25
Lespedeza	3-5	2
Milkweed, common	3	2
Muhly, wirestem	2	2
Mullein, common	3-5	2
Napiergrass	3-5	2
Nightshade, silverleaf	2	2
Nutsedge; purple, yellow	3	1-2
Orchardgrass	2	2
Pampasgrass	3-5	1.5-2
Paragrass	3-5	2
Pepperweed, perennial	4	2
Phragmites*	3-5	1-2
Poison hemlock	2-4	1-2
Quackgrass	2-3	2
Redvine*	2	2
Reed, giant	4-5	2
Ryegrass, perennial	2-3	1
Smartweed, swamp	3-5	2
Spurge, leafy*	—	2

PERENNIAL WEEDS 37

WOODY BRUSH AND TREES 38

WEED SPECIES	RATE (QT/A)	HAND-HELD % SOLUTION
Sweet potato, wild*	—	2
Thistle, artichoke	2-3	1-2
Thistle, Canada	2-3	2
Timothy	2-3	2
Torpedograss*	4-5	2
Trumpetcreeper*	2-3	2
Vaseygrass	3-5	2
Velvetgrass	3-5	2
Wheatgrass, western	2-3	2

*Partial control

8.3 Woody Brush and Trees

Apply this product after full leaf expansion, unless otherwise directed. Use the higher rate for larger plants and/or dense areas of growth. On vines, use the higher rate for plants that have reached the woody stage of growth. Best results are obtained when application is made in late summer or fall after fruit formation.

In arid areas, best results are obtained when applications are made in the spring to early summer when brush species are at high moisture content and are flowering.

Ensure thorough coverage when using spray-to-wet treatments using hand-held equipment. When using hand-held equipment for low volume directed-spray spot treatments, apply a 5 to 10 percent solution of this product.

Symptoms may not appear prior to frost or senescence with fall treatments.

Allow 7 or more days after application before tillage, mowing or removal. Repeat treatments may be necessary to control plants regenerating from underground parts or seed. Some autumn colors on undesirable deciduous species are

acceptable provided no major leaf drop has occurred. Reduced performance may result if fall treatments are made following a frost.

WEED SPECIES	BROADCAST RATE (QT/A)	HAND-HELD SPRAY-TO-WET % SOLUTION
Alder	3-4	1-1.5
Ash*	2-5	1-2
Aspen, quaking	2-3	1-1.5
Bearclover (Bearmat)*	2-5	1-2
Beech*	2-5	1-2
Birch	2	1
Blackberry	3-4	1-1.5
Blackgum	2-5	1-2
Bracken	2-5	1-2
Broom; French, Scotch	2-5	1.5-2
Buckwheat, California*	2-4	1-2
Cascara*	2-5	1-2
Catsclaw*	—	1-1.5
Ceanothus*	2-5	1-2
Chamise*	2-5	1
Cherry; bitter, black, pin	2-3	1-1.5
Coyote brush	3-4	1.5-2
Deerweed	2-5	1
Dogwood*	2-5	1-2
Elderberry	2	1
Elm*	2-5	1-2
Eucalyptus	—	2
Gorse*	2-5	1-2
Hasardia*	2-4	1-2
Hawthorn	2-3	1-1.5
Hazel	2	1
Hickory*	2-5	1-2

WOODY BRUSH AND TREES 39

WOODY BRUSH AND TREES 40

BROADCAST WEED SPECIES	HAND-HELD RATE (QT/A)	SPRAY-TO-WET % SOLUTION
Honeysuckle	3-4	1-1.5
Hornbeam, American*	2-5	1-2
Kudzu	4	2
Locust, black*	2-4	1-2
Madrone resprouts*	—	2
Manzanita*	2-5	1-2
Maple, red	2-4	1-1.5
Maple, sugar	—	1-1.5
Monkey flower*	2-4	1-2
Oak; black, white*	2-4	1-2
Oak, northern pin	2-4	1-1.5
Oak, post	3-4	1-1.5
Oak, Scrub*	2-4	1-1.5
Oak, southern red	2-3	1-1.5
Peppertree, Brazilian (Florida holly)*	2-5	1-2
Persimmon*	2-5	1-2
Pine	2-5	1-2
Poison ivy	4-5	2
Poison oak	4-5	2
Poplar, yellow*	2-5	1-2
Redbud, eastern	2-5	1-2
Rose, multiflora	2	1
Russian olive*	2-5	1-2
Sage, black	2-4	1
Sage, white*	2-4	1-2
Sage brush, California	2-4	1
Salmonberry	2	1
Saltcedar*	2-5	1-2
Sassafras*	2-5	1-2

Sourwood*	2-5	1-2
Sumac; laurel, poison, smooth, sugarbush, winged*	2-4	1-2
Sweetgum	2-3	1-1.5
Swordfern*	2-5	1-2
Tallowtree, Chinese	—	1
Tan oak resprouts*	—	2
Thimbleberry	2	1
Tobacco, tree*	2-4	1-2
Toyon*	-	2
Trumpet creeper	2-3	1-1.5
Vine maple*	2-5	1-2
Virginia creeper	2-5	1-2
Waxmyrtle, southern*	2-5	1-2
Willow	3	1
Yerbasenta*	—	2

*Partial control

9.0 LIMIT OF WARRANTY AND LIABILITY

LESCO, INC. warrants that this product conforms to the chemical description on the label and is reasonably fit for the purposes set forth in the Complete Directions for Use label booklet (“Directions”) when used in accordance with those Directions under the conditions described therein. NO OTHER EXPRESS WARRANTY OR IMPLIED WARRANTY OF FITNESS FOR PARTICULAR PURPOSE OR MERCHANTABILITY IS MADE. This warranty is also subject to the conditions and limitations stated herein.

Buyer and all users shall promptly notify LESCO INC. of any claims whether based in contract, negligence, strict liability, other tort or otherwise.

LIMIT OF WARRANTY 41

LIMIT OF WARRANTY 42

Buyer and all users are responsible for all loss or damage from use or handling which results from conditions beyond the control of LESCO INC., including, but not limited to, incompatibility with products other than those set forth in the Directions, application to or contact with desirable vegetation, unusual weather, weather conditions which are outside the range considered normal at the application site and for the time period when the product is applied, as well as weather conditions which are outside the application ranges set forth in the Directions, application in any manner not explicitly set forth in the Directions, moisture conditions outside the moisture range specified in the Directions, or the presence of products other than those set forth in the Directions in or on the soil, crop or treated vegetation.

LESCO, INC. does not warrant any product reformulated or repackaged from this product except in accordance with LESCO INC.'s stewardship requirements and with express written permission from LESCO INC.

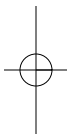
THE EXCLUSIVE REMEDY OF THE USER OR BUYER, AND THE LIMIT OF THE LIABILITY OF LESCO, INC. OR ANY OTHER SELLER FOR ANY AND ALL LOSSES, INJURIES OR DAMAGES RESULTING FROM THE USE OR HANDLING OF THIS PRODUCT (INCLUDING CLAIMS BASED IN CONTRACT, NEGLIGENCE, STRICT LIABILITY, OTHER TORT OR OTHERWISE) SHALL BE THE PURCHASE PRICE PAID BY THE USER OR BUYER FOR THE QUANTITY OF THIS PRODUCT INVOLVED, OR, AT THE ELECTION OF LESCO, INC. OR ANY OTHER SELLER, THE REPLACEMENT OF SUCH QUANTITY, OR, IF NOT ACQUIRED BY PURCHASE, REPLACEMENT OF SUCH QUANTITY. IN NO EVENT SHALL LESCO, INC. OR ANY OTHER SELLER BE LIABLE FOR ANY INCIDENTAL, CONSEQUENTIAL OR SPECIAL DAMAGES.

Upon opening and using this product, buyer and all users are deemed to have accepted the terms of this LIMIT OF WARRANTY AND LIABILITY which may not be varied by any verbal or written agreement. If terms are not acceptable, return at once unopened.

LESCO and Prosecutor are registered trademarks and the sweeping design is a trademark of LESCO Technologies, LLC.

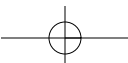
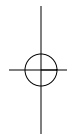
Manage and Outrider are registered trademarks of Monsanto Technology, LLC

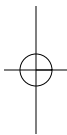
All other trademarks are the property of their respective owners.



This page intentionally left blank.

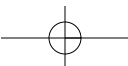
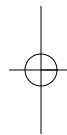
This page intentionally left blank.





This page intentionally left blank.

This page intentionally left blank.



#069286	1 Gal.
#069288	4 x 1 Gal.
#069289	2.5 Gal.
#069290	2 x 2.5 Gal.
#069291	30 Gal.

Distributed by
LESCO, INC.
1301 East 9th Street
Cleveland, OH 44114-1849 U.S.A.

LESCO and Prosecutor are registered and the sweeping design
is a trademark of LESCO Technologies, LLC. 02-116

©2009
(102402)

#069286	1 Gal.
#069288	4 x 1 Gal.
#069289	2.5 Gal.
#069290	2 x 2.5 Gal.
#069291	30 Gal.

Distributed by
LESCO, INC.

1301 East 9th Street
Cleveland, OH 44114-1849 U.S.A.

LESCO and Prosecutor are registered and the sweeping design
is a trademark of LESCO Technologies, LLC. 02-116

©2009
(102402)